

# PERMIT

## CITY OF NAPOLEON - BUILDING DEPARTMENT

255 West Riverview Avenue, Napoleon, Ohio 43545 - 419-592-4010

Permit No. 105-78 Issued 6/28/78  
date

Job Location 213 Twp. Road "R" West  
address

Lot in NE 1/4 Sec 12 Nap. Twp.  
sub-div or legal discript

Issued By Ronald D. Hammerberg  
building official

Owner D. W. Dorner 474-4562  
name tel.

Address 1730 Mansfield - Toledo, Ohio

Agent Self  
builder-eng.-etc. tel.

Address \_\_\_\_\_

Description of Use MINIATURE GOLF COURSE,  
 DRIVING RANGE, & CLUB HOUSE.

Residential \_\_\_\_\_  
no. dwelling units

Commercial XXX Industrial \_\_\_\_\_

New XX Add'n. \_\_\_\_\_ Alter \_\_\_\_\_ Remodel \_\_\_\_\_

Mixed Occupancy \_\_\_\_\_

Change of Occupancy \_\_\_\_\_

Estimated Cost \$ 5,000.00 (building)

### ZONING INFORMATION

district "PB"	lot dimensions <b>SEE SITE PLAN</b>	area	front yd 250' OK	side yds OK	rear yd OK
max hgt OK	no pkg spaces OK	no ldg spaces n/a	max cover OK	petition or appeal req'd Conditional Use	date appr 6/19/78

### WORK INFORMATION:

Size: Length 32' Width 20' Stories 1 Ground Floor Area 640sq'

Height \_\_\_\_\_ Building Volume (for demo. permit) \_\_\_\_\_ cu. ft.

Electrical: 100 amp service, wiring, & devices.

Plumbing: n/a brief description

Mechanical: As required. brief description

Sign: \_\_\_\_\_ brief description

Sign: \_\_\_\_\_ Dimensions \_\_\_\_\_ Sign Area \_\_\_\_\_

Additional Information: \_\_\_\_\_

Date 6/29/78 Applicant Signature [Signature] owner-agent

FEES	BASE	PLUS	TOTAL
<input checked="" type="checkbox"/> BUILDING	\$35.00	\$8.40	\$43.40
<input checked="" type="checkbox"/> ELECTRICAL	12.00	2.80	14.80
<input type="checkbox"/> PLUMBING			
<input checked="" type="checkbox"/> MECHANICAL	-0-	-0-	-0-
<input type="checkbox"/> DEMOLITION			
<input checked="" type="checkbox"/> ZONING	APPROVED JUNE 19, 1978		
<input type="checkbox"/> SIGN			
WATER TAP			
SEWER TAP			
TEMP. ELECT.			
ADDITIONAL PLAN REVIEW	Struct. 0 hrs	-0-	-0-
	Elect. 0 hrs	-0-	-0-
TOTAL FEES.....			\$58.20
LESS MIN. FEES PAID _____ date _____			-0-
BALANCE DUE.....			\$58.20

PAID  
 JUN 29 1978  
 CITY OF NAPOLEON



**CITY OF NAPOLEON**  
**Engineering Department**  
**APPLICATION FOR**  
**STRUCTURAL PLAN APPROVAL**  
(Please Print or Type)

**DO NOT WRITE WITHIN BOXED AREA.**  
**FOR ENGINEERING OFFICE USE ONLY.**

1. Owner's Name D. W. DORNER  
Address 1730 MANSFIELD  
Toledo, Ohio 43613 Tel. 474-4562

2. Owner's Agent or Submitter \_\_\_\_\_  
\_\_\_\_\_  
Address \_\_\_\_\_  
\_\_\_\_\_  
Tel. \_\_\_\_\_

4. Name of Job and Description of Building, Store, Church, Etc. OAKMONT MINIATURE GOLF + DRIVING RANGE - CLUB HOUSE

5. Location of Project: COUNTY ROAD "R" 170.04' WEST OF Zone: PB  
Oakwood  
Lot # \_\_\_\_\_ Subdivision \_\_\_\_\_ Section \_\_\_\_\_  
Yard Set Back: Front 250' Rear 400'  
Side 45' Side 800'

6. Building Information:  
Commercial \_\_\_\_\_ Industrial \_\_\_\_\_ New Construction   
Addition \_\_\_\_\_ Remodel \_\_\_\_\_  
Size: Length 32' Width 20' No. of Stories 1  
Total Square Ft. Per Floor 640

7. Additional Information: \_\_\_\_\_  
\_\_\_\_\_  
\_\_\_\_\_

Signature of Applicant D. W. DORNER Date \_\_\_\_\_

App. No. \_\_\_\_\_  
Date Received \_\_\_\_\_  
Received By \_\_\_\_\_  
Estimated Cost 5000.00  
**Minimum Fees**  
A. Structural \_\_\_\_\_  
B. At \_\_\_\_\_ Per 100 Ft.<sup>2</sup> \_\_\_\_\_  
A. plus B. \_\_\_\_\_

3. Plans Prepared By:  
A. Architect   
B. Engineer \_\_\_\_\_  
C. Other \_\_\_\_\_



CITY OF NAPOLEON  
Engineering Department  
APPLICATION FOR

ELECTRICAL PLAN APPROVAL

(Please Print or Type)

DO NOT WRITE WITHIN BOXED AREA  
FOR ENGINEERING OFFICE USE ONLY.

1. Owner's Name D.W. DORNER

Address 1730 MANSFIELD

Talco Ohio 43613 Tel. 474-4562

2. Owner's Agent or Submitter

Address

Tel.

App. No. ....

Date Received .....

Received By .....

Estimated Cost .....

Minimum Fees

A. Structural .....

B. At ..... Per 100 Ft.<sup>2</sup> .....

A. plus B. ....

3. Plans Prepared By:

A. Architect

B. Engineer

C. Other

4. Name of Job and Description of Building, Store, Church, Etc. ....

Oakmont Miniature Golf + Driving Range - Club House

5. Location of Project: County Road "R", 872.04' West of Oakwood Zone: PB

Lot # ..... Subdivision ..... Section .....

6. Building Information:

Commercial  Industrial ..... New Construction

Addition ..... Remodel .....

7. Size: Length 32' Width 20'

Total Square Ft. Per Floor 640

8. Size Service Entrance ..... Amp.

9. All electrical wiring shall be installed in accordance with the National Fire Protection Association, Bulletin No. 13, "National Electrical Code". All wiring shall also conform to the requirements of the Ohio Building Code for the occupancy indicated.

10. Additional Information: .....

Signature of Applicant D.W. DORNER Date .....

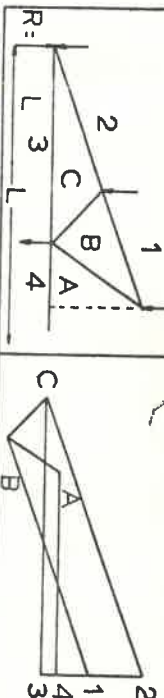
White - Applicant    Yellow - Clerk-Treasurer    Pink - Engineering    Gold - Plan Examiner



For Oakmont Club House

CHORD SIZE	LUM	AND SPECIES	TCH	SPANS	RCH	SPANS
2X 4	NO.3	D.F.IR-LARCH	FT-1N	19-9	FT-1N	21-2
2X 4	NO.3	MC15 D.F.IR-LARCH	FT-1N	19-9	FT-1N	21-2
2X 4	NO.2	D.F.IR-LARCH	21-1	21-1	22-4	22-4
2X 4	NO.2	MC15 D.F.IR-LARCH	21-1	21-1	22-4	22-4
2X 4	NO.2	D.F.IR-LARCH	29-3	32-8	32-8	32-8
2X 4	NO.2	DENSE D.F.IR-LARCH	30-0	34-6	34-6	34-6
2X 4	NO.2	DENSE MC15 D.F.-LAR	30-10	36-3	36-3	36-3
2X 4	NO.1	D.F.IR-LARCH	30-8	35-7	35-7	35-7
2X 4	NO.1	MC15 D.F.IR-LARCH	31-6	37-4	37-4	37-4
2X 4	NO.1	DENSE D.F.IR-LARCH	32-10	39-1	39-1	39-1
2X 4	NO.1	DENSE MC15 D.F.-LAR	32-10	40-8	40-8	40-8
2X 4	SEL.STR.	D.F.IR-LARCH	31-10	39-1	39-1	39-1
2X 4	SEL.STR.	MC15 D.F.IR-LAR	32-8	41-0	41-0	41-0
2X 4	DENSE S.S.	D.F.IR-LARCH	33-3	42-11	42-11	42-11
2X 4	DENSE S.S.	MC15 D.F.-LAR	33-11	44-9	44-9	44-9

CHORD SIZE	LUMBER GRADE AND SPECIES	TCH	SPANS	RCH	SPANS
2X 4	NO.3 SO. PINE	FT-1N	19-11	FT-1N	21-4
2X 4	NO.3 KU SO. PINE	21-1	21-1	22-6	22-6
2X 4	NO.3 DENSE SO.PINE	21-10	23-7	23-7	23-7
2X 4	NO.2 SO.PINE	23-5	25-0	25-0	25-0
2X 4	NO.2 SO.PINE	25-8	28-4	28-4	28-4
2X 4	NO.2 KD SO.PINE	26-8	29-7	29-7	29-7
2X 4	NO.2 MG KD SO.PINE	27-6	31-1	31-1	31-1
2X 4	NO.2 DENSE SO.PINE	29-3	32-10	32-10	32-10
2X 4	NO.2 DENSE KD SO.PINE	30-0	34-6	34-6	34-6
2X 4	NO.1 SO.PINE	31-0	36-3	36-3	36-3
2X 4	NO.1 KD SO.PINE	30-5	34-10	34-10	34-10
2X 4	NO.1 DENSE SO.PINE	31-6	37-0	37-0	37-0
2X 4	NO.1 DENSE KD SO.PINE	33-0	38-9	38-9	38-9
2X 4	SEL.STR. SO.PINE	33-0	41-0	41-0	41-0
2X 4	SEL.STR. KD SO.PINE	31-10	39-6	39-6	39-6
2X 4	DENSE SEL.STR. SO.PINE	32-8	41-5	41-5	41-5
2X 4	DENSE SEL.STR. KD SO.PINE	33-3	43-4	43-4	43-4
2X 4	LUMBER GRADE AND SPECIES	34-2	45-5	45-5	45-5




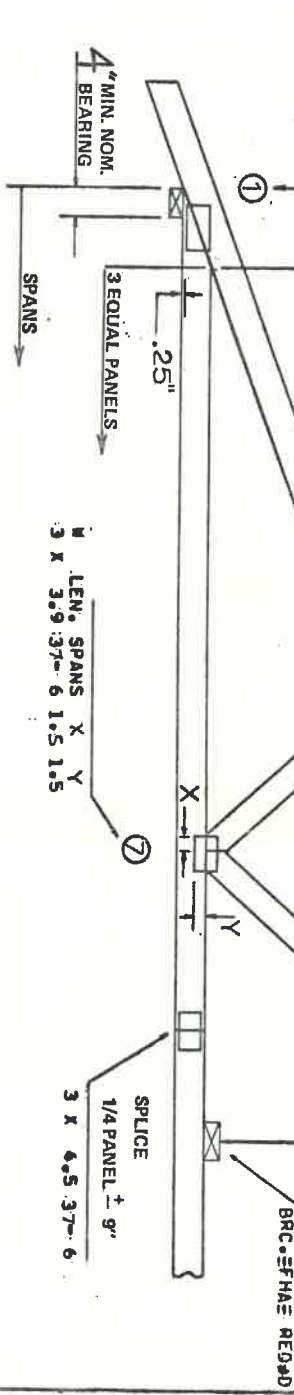
SLOPE	TOP CHORD	BOT CHORD	WEBS
ON 12	2-C	1-B	3-C
5.0	-84	-74	78
			53
			25
			-17

COEFFICIENT X L (OUT TO OUT)

ALL WEBS 2X4 NO.3 UNLESS OTHERWISE SPECIFIED

CAMBER	MAX SPAN
0-4/8	37-6
0-3/8	36-6
0-2/8	24-6

LEN. SPANS	X	Y
3 X	6.8	37-6
3 X	6.2	34-6
3 X	5.6	32-6
3 X	5.1	28-6
3 X	4.5	24-6



MISCELLANEOUS INFORMATION

This data sheet and the information hereon is the property of Automated Building Components, Inc., and is not to be copied in whole or in part, or used for unauthorized exploitation of the items disclosed herein, or in any other way, disclosed or used for furnishing information to others. Use of this structural component in a complete structure must be at the specification of the designer of said complete structure. All lateral bracing specified hereon is for bracing individual truss members only. Restraint of lateral bracing and additional bracing for overall structure is to be provided by designer of complete structure.

NOTE: INSTALL GANG-MAIL HARDWARE ON BOTH SIDES OF TRUSS FACE.

NOTE: LENGTH OF PLATES RUN PARALLEL TO CHORDS EXCEPT FOR SINGLE WEB JOINTS. (Unless Otherwise Specified)

DESIGN & FABRICATION DATA

Design and fabrication meets with latest revision of: "National Design Specifications for Stress-Grade Lumber and Its Fastenings" by NFPA; "Timber Construction Standards" by AITC and "Design Specifications for Light Metal Plate Connectors" by TPI.

**Automated Building Co., Inc.**  
 MIAMI, LOS ANGELES, CHARLOTTEVILLE, ATLANTA, TORONTO, LONDON, JOHANNESBURG, MELBOURNE, AUCKLAND, BRUSSELS, BUENOS AIRES, MEXICO CITY, MANILA.

**THE GANG-MAIL® TRUSS**

ORIGINATING OFFICE: MIAMI

CHARTER MEMBER: STEEL INSTITUTE

HANDLING AND ERECTION

Careless handling of trusses shall not be permitted. Temporary and permanent bracing for holding trusses/plumb and for resisting lateral forces shall be designed and installed by others. No loads, other than the reactions, are to be applied to trusses until after all bracing and fastenings are completed. At no time shall concentrated loads, greater than design loads, be applied to trusses.



SPACING	TOP CH. LL	TOP CH. DL	TOP CH. LL
LBR INCR. #15	PC	DL= 10-0	PC
MAIL INCR. #15	PC	DL= 10-0	PC
LS INCR. #15	PC	DL= 10-0	PC
TOTAL LOADS= 45-0			

\*INDICATES GN-40

DATE: 5-28-75  
 DRAWING NUMBER: M-1014





HENRY COUNTY DISTRICT BOARD OF HEALTH  
COURT HOUSE  
NAPOLEON, OHIO

PHONE 592-0936

PERMIT - SEWAGE DISPOSAL

This is to certify that Oakmont Minature Golf & Driving Range  
RFD # 2, Napoleon, Ohio 43545

is hereby granted a permit for the installation of a (septic tank or  
sewage disposal system on the property located at sewage disposal system)  
County Road 13-A & R in City of Napoleon

and owned by: Oakmont Minature Golf & Driving Range

This permit is issued upon the condition that all work will be carried out according to the legal provisions regulating the installation and operation of privies, privy vaults, sewerage, and sewage disposal equipment. It may be revoked at any time for failure to comply with the orders and regulations of the Board of Health.

PERMIT NO. #4203

ISSUED June 28, 19 78

Wilson G. Stoughanor  
Health Commissioner -

J. E. Holtsherry  
Sanitarian

INSPECTOR'S RECORD

- Sewage tank \_\_\_\_\_
- Filter bed or tile field \_\_\_\_\_
- Sink drain \_\_\_\_\_
- Laundry drain \_\_\_\_\_
- Sewer \_\_\_\_\_





# City of NAPOLEON, OHIO

255 RIVERVIEW AVENUE - (419) 592-4010  
NAPOLEON, OHIO 43545-0151

June 7, 1984

**Mayor**

Robert G. Heft

**Clerk-Treasurer**

Rupert W. Schweinhagen

**Members of Council**

Darel Austermilller, President

William Young

Lawrence Haase

Darrell Fox

Donald Morford

Lynn Wachtmann

**City Manager**

Richard A. Hayward

**Law Director**

Keith P. Muehlfeld

Rudy Eickhoff  
Postmaster  
206 W. Washington St.  
Napoleon, Ohio 43545

Dear Rudy:

A request has been filed with my office by Oakmont Golf Course to assign there business on Rd. R an address number.

There new address number will be 551 Road R, Napoleon, As per the City of Napoleon's address grid.

It would be appreciated if you would change your records to reflect this address change.

Also, the City about a month ago sent out public hearing notices to persons living on Lakeview Drive. Three or four of these were returned as address unknown. Lakeview Drive lots are all numbered and we found that Everet Johnsons was not delivered to his house but needed a Rural Route number. I do not understand this since Mrs. Johnson said she has been requesting the mail addressed to the house come to the house and not be sent back for the business address. If this could be corrected, it would be appreciated.

Yours truly

Richard G. Hayward  
Building Commissioner

Everet Johnsons have never put up a box on Lakeview Dr. and have never received delivery there. They had an order to their business but that expired and the authorized time for forwarding has elapsed.

Mel Gobrogge,  
Supt. Postal Operations

